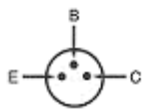
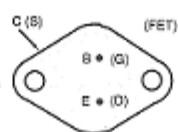


SEMICONDUCTOR OUTLINES

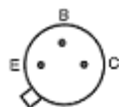
BOTTOM VIEW UNLESS OTHERWISE STATED



TO-1



TO-3



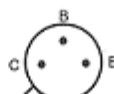
TO-5



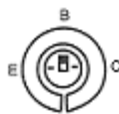
TO-18



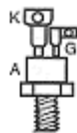
TO-39



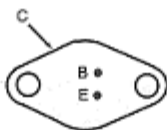
79-03
TO-39(A)



TO-39(mod)



TO-48
SIDE VIEW



TO-66

2	PIN	T(25)	T(28)	FET N(25)
1	1	E	B	S
3	2	C	C	D
4	3	CASE	CASE	G

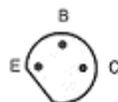


TO-72(2)

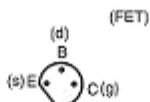
1	2	3	71	72 (SOT)	74	76	77
1	2	3	C	D	B	E	D
2	3	1	B	C	D	D	C
3	1	2	D	E	E	C	B
			D	C	C	B	A



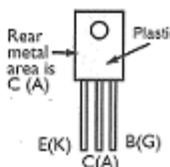
TO-92 VAR.1 TO-92 VAR.2 TO-92 SCR TO-92 A SCR



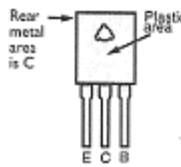
TO-105



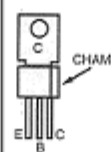
TO-106



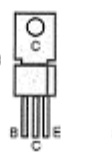
TO-126 FRONT VIEW



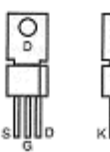
TO-127 FRONT VIEW



TO-202



TO-202R

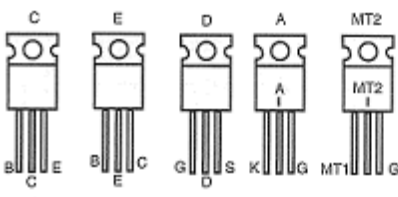


TO-202FET

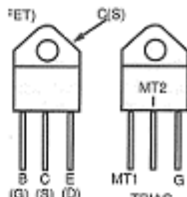


TO-202SCR

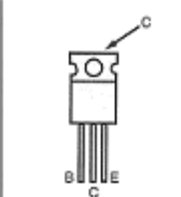
TO-202 FRONT VIEW



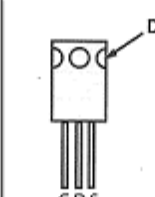
TO-220 FRONT VIEW



TOP-3 FRONT VIEW



TOP-66 FRONT VIEW



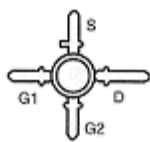
TO-247 FRONT VIEW



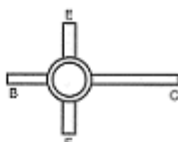
SOT-30



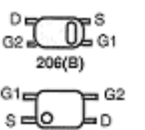
SOT-37(2)
TOP VIEW



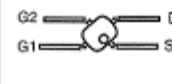
SOT-103
TOP VIEW



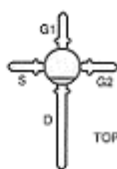
MX
TOP VIEW



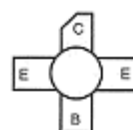
206
TOP VIEW



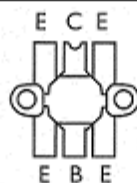
262
TOP VIEW



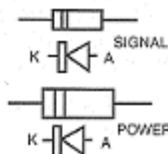
2-6F1A
TOP VIEW



MT-72C
FRONT VIEW



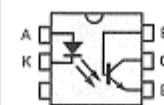
T-40
TOP VIEW



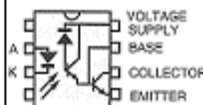
DIODES



ZENER DIODES



D6
TOP VIEW



D8
TOP VIEW